



COMPACT SCD

Installation & Maintenance

Installation Instructions

1.0 General

- 1.1 It is important these Installation and Maintenance Instructions are fully adhered to.
- 1.2 Full details of the unit supplied are shown on the product nameplate. If in doubt about any detail contact Elta Ltd or its agents for clarification.
- 1.3 All electrical installation must be carried out by suitably qualified and competent personnel in accordance with all current statutory requirements.
- 1.4 These instructions cover only the Elta Ltd product and do not include the supply or installation of any safety equipment that may be required e.g. adequate guarding or protection from rotating parts and proper electrical isolation.
- 1.5 Any declarations made by Elta Ltd about product installation and safety, are dependant on the fan equipment being used within installations which themselves meet the requirements of the relevant Standards and Directives of your region.
- 1.6 The fan is designed for use in an ambient temperature of -20°C up to a maximum of +70°C, speed controlled operating temperatures of -20°C and +50°C and up to 95% relative humidity.
- 1.7 The installer should provide easy access to the fan to facilitate future maintenance.
- 1.8 The installer should ensure the fan is adequately supported.
- 1.9 This product is not intended for use by persons (including children) with reduced physical, sensory or mental capabilities, or lack of experience and knowledge, unless they have been given supervision or instruction concerning use of the product by a person responsible for their safety. Children should be supervised to ensure that they do not play with the product.
- 1.10 At end-of-life, the unit must be disposed of in an environmentally friendly manner by suitably qualified and competent personnel in accordance with the requirements of applicable Standards and Directives.

2.0 Installation

WARNING – The fan must be isolated from the power supply during installation and maintenance. The fan must be earthed in accordance with the local regulations.

- 2.1 Upon receipt, the fan equipment should be visually inspected to check for any damage. Ensure that the impeller is free to rotate. If there are any queries concerning the fan equipment, Elta Ltd should be contacted prior to the installation.
- 2.3 The fan must be securely mounted in the desired position to suit the application. The fan can be mounted at any angle.
- 2.4 Check the details on the motor rating plate to ensure that the correct power supply (voltage, frequency and phase) is available. An incorrect power supply will lead to permanent damage to the fan motor.
- 2.5 Refer to the appropriate wiring diagram. Ensure that all earth connections are made.
- 2.6 Means for electrical disconnection must be incorporated in the wiring installation in accordance with the relevant wiring and electrical regulations.
- 2.7 Precaution must be taken to locate the exhaust discharge terminal so as to avoid the backflow of gases into the room from the open flue of gas or other fuel burning appliances.

3.0 Start Up

WARNING – It is not good for any fan motor, for the user to use the power supply isolator to a fan as a means of day to day control. This can reduce the life expectancy of the fan motor and may even lead to motor failure unlikely to be covered under our warranty. The power supply isolator should only be used as a means of isolation of the power supply for maintenance and servicing requirements. Day to day control should be provided to the user by means of one of the various type of control options as per the wiring diagrams which follow in this document.

- 3.1 Before power is supplied to the unit, check that the wiring is correct as per the fan connection diagram.
- 3.2 At initial start-up, check that impeller rotation and airflow direction is correct.
- 3.3 Check that the motor amperage draw does not exceed the nameplate rating.

4.0 Fan Maintenance

- 4.1 Inspection of the fan at least once every 12 months is recommended to ensure that the motor, fan blades, and supporting guards, are clean. Any build up of dust and deposits on the blades or guards should be removed using a non-abrasive cleaner.
- 4.2 All fastenings should be checked for tightness. In addition, all rotating items should be checked.
- 4.3 Bearings are of the 'sealed for life' type and will not need a detailed inspection.

WARNING – Fuses/circuit breakers are used to provide short circuit protection only. A starter panel with overload protection should be used to protect the motor.

Only a suitably qualified and competent person may carry out maintenance after the electrical supply has been isolated.

5.0 Guarantee

Elta Ltd will, free of charge, within a period of 1 year from the date of dispatch from their works, repair or at its option replace any goods which are proved to have defects as a result of defective materials or workmanship. The goods MUST be returned to Elta Ltd carriage paid for examination.

COMPACT SCD



Wiring Diagrams

Please use the table(s) below to match up the product code and the wiring diagram number.

Single Phase 220V to 240V / 50Hz

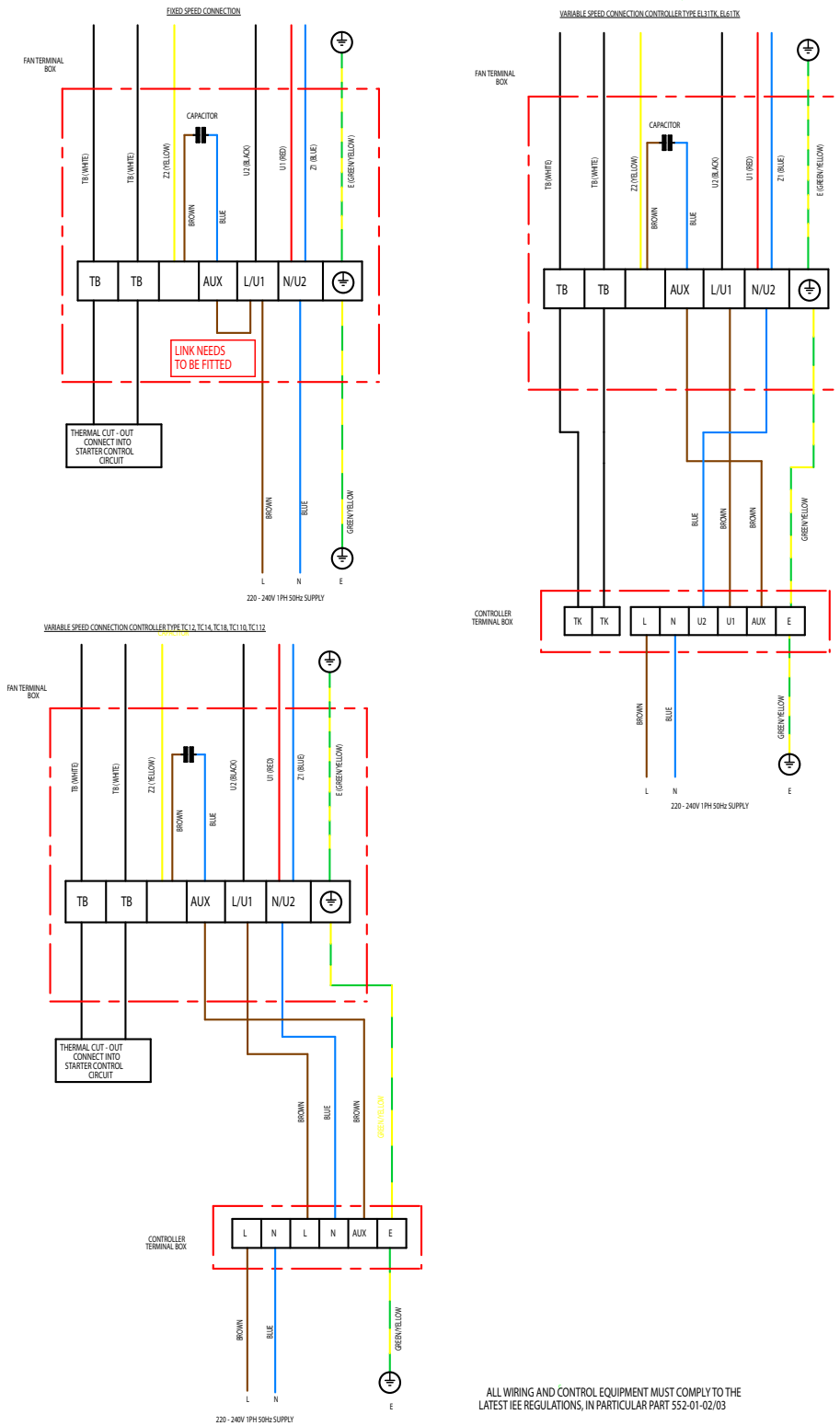
Page No.	Product Code	Wiring Diagram No.
4	SCD315/4-1AC	152-500
4	SCD350/4-1AC	152-500
4	SCD400/4-1AC	152-500
4	SCD450/4-1AC	152-500
4	SCD500/4-1AC	152-500
4	SCD560/4-1AC	152-500
4	SCD630/4-1AC	152-500

Three Phase 380V - 415V / 50Hz

Page No.	Product Code	Wiring Diagram No.
5	SCD315/4-3AC	152-611
5	SCD350/4-3AC	152-611
5	SCD400/4-3AC	152-611
5	SCD450/4-3AC	152-611
5	SCD500/4-3AC	152-611
5	SCD560/4-3AC	152-611
5	SCD630/4-3AC	152-611

152-500

Wiring Diagrams

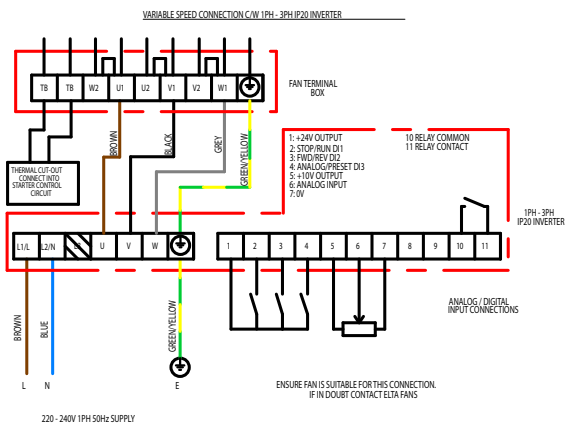
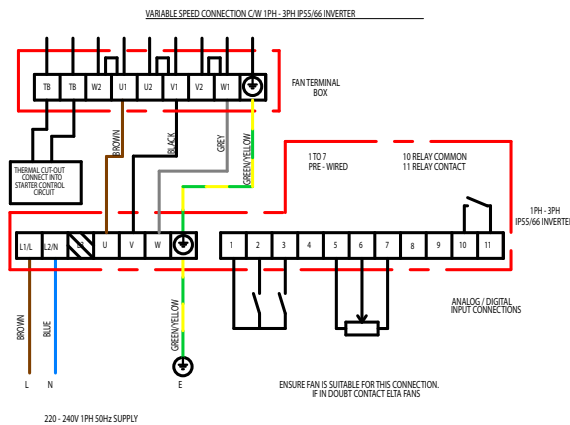
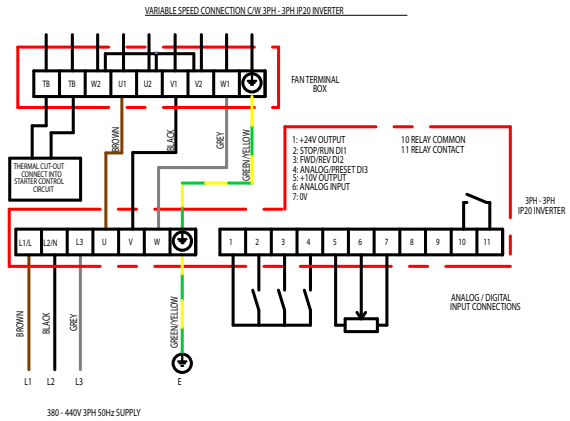
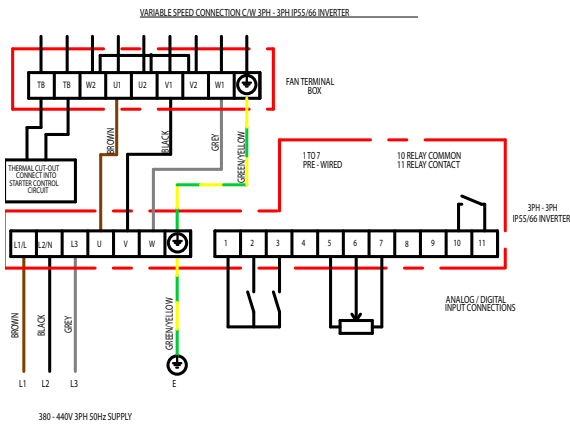
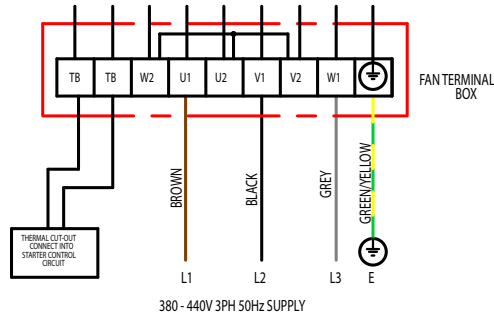


ALL WIRING AND CONTROL EQUIPMENT MUST COMPLY TO THE LATEST IEE REGULATIONS, IN PARTICULAR PART 552-01-02/03

All wiring and control equipment must comply to the latest IEE regulations, in particular part 552-01-02/03.
 MK-152-500 Issue E: 02.03.15
 Check the individual product accessories table for fan controller compatibility.

152-611

Wiring Diagrams



All wiring and control equipment must comply to the latest IEE regulations, in particular part 552-01-02/03.
 MK-152-611 Issue C: 21.05.2015
 Check the individual product accessories table for fan controller compatibility.

ELTA

Tel **+44 (0) 1384 275800**
Email **info@eltauk.com**
eltauk.com

535-IOM0018 0223 Issue C



BS EN ISO 9001:2015 FM 556465



A MEMBER OF  ELTA GROUP